

4. Clean the product. Refer to *Maintenance schedule on page 23* for instructions.

5. Do a complete servicing of the product.

Technical data

Technical data

	Husqvarna 585	Husqvarna 592 XP	Husqvarna 592 XPG
Engine			
Cylinder displacement, cm ³	86.0	92.7	92.7
Idle speed, rpm	2800	2800	2800
Maximum engine power acc. to ISO 7293, kW/hp @ rpm	5.1/6.9 @ 9600	5.6/7.6 @ 9600	5.6/7.6 @ 9600
Ignition system			
Spark plug	NGK CMR6H	NGK CMR6H	NGK CMR6H
Electrode gap, in/mm	0.020/0.5	0.020/0.5	0.020/0.5
Fuel and lubrication system			
Fuel tank capacity, US pint/l	1.81/0.86	1.81/0.86	1.81/0.86
Oil tank capacity, US pint/l	0.89/0.42	0.89/0.42	0.89/0.42
Type of oil pump	Adjustable	Adjustable	Adjustable
Weight			
Weight, lb/kg	16.5/7.5	16.3/7.4	16.7/7.6
Saw chain/guide bar			
Type of drive sprocket/number of teeth	Rim/7	Rim/7	Rim/7
Saw chain speed at 133% of max. engine power speed, ft/s / m/s.	100.4/30.6	100.4/30.6	100.4/30.6

Accessories

Recommended cutting equipment

A specific chainsaw model has to be evaluated with the cutting equipment to be recommended and fulfill the requirements in ANSI B175.1-2012 (Internal Combustion Engine-Powered Hand-Held Chainsaws - Safety and Environmental Requirements) and Canadian Standards CSA Z62.1-15 (Chainsaws) and CSA Z62.3-11 (R2016) (Chainsaw kickback).

Chainsaw models Husqvarna 585, 592 XP, 592 XPG met the safety requirements in ANSI B175.1-2012 and Canadian Standards Association CSA Z62.1-15 (Chainsaws) and CSA Z62.3-11 (R2016) (Chainsaw

kickback), when equipped with the below listed saw chain and guide bar combination(s).

Note: Other chainsaw models may not meet the kickback requirements when equipped with the listed guide bar and saw chain combinations.

We recommend only to use the listed guide bar and saw chain combinations.

Kickback and guide bar nose radius

For sprocket nose bars the nose radius is defined by the number of teeth (for example 10T). For solid guide bars the nose radius is defined by the size of the nose radius.

For a given guide bar length, you may use a guide bar with smaller nose radius than listed.

Guide bar				Saw chain	
Length, in/cm	Pitch, in	Gauge, in/mm	Max. nose radius	Type	Length, drive links (no.)
18/46	3/8	0.058/1.5	34 mm	Husqvarna C85	68
20/50				Husqvarna H48	72
24/61				Husqvarna S85	84
28/71					92
30/76					102
32/81				11T	105
36/91			115		
18/46	3/8	0.050/1.3	34 mm	Husqvarna C83	68
20/50					72
24/61					84
28/71					11T
32/81			105		
36/91			115		
20/50	3/8	0.063/1.6	11T	Husqvarna H45	72
24/61			34 mm		Husqvarna H83S
28/71			11T	93	
32/81			105		
36/91			115		
24/61	0.404	0.063/1.6	34 mm	Husqvarna H57	76
28/71				Husqvarna H64	84
30/76			42 mm		92
32/81					95
36/91				104	



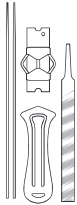
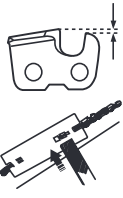
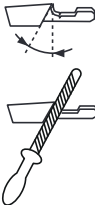

The usable cutting length is usually 1 in less than the nominal guide bar length.

Filing equipment and filing angles

Using Husqvarna file gauge will give you the correct filing angles. We recommend you to always use a

Husqvarna file gauge to restore the sharpness of the saw chain. The part numbers are given in the table below.

If you are not sure of how to identify what saw chain you have on your chainsaw, please visit www.husqvarna.com for more information.

					
C85	5.5 mm / 7/32"	586 93 85-03	0.65 mm / 0.025"	30°	60°
H48	5.5 mm / 7/32"	531 30 00-81	0.65 mm / 0.025"	25°	55°
C83	5.5 mm / 7/32"	586 93 85-03	0.65 mm / 0.025"	30°	60°
H57	5.5 mm / 7/32"		0.65 mm / 0.025"	25°	60°
H64	5.5 mm / 7/32"		0.70 mm / 0.030"	35°	85°
S85	5.5 mm / 7/32"	586 93 85-03	0.65 mm / 0.025"	30°	60°
H45	5.5 mm / 7/32"	531 30 00-81	0.65 mm / 0.025"	25°	55°
H83S	Flat or 5.5 mm / 7/32"	531 30 00-81	0.65 mm / 0.025"	15°	90°