







HUSQVARNA BAR & CHAIN FIT UP CHART

	Mini (Low Profile) Low Kickback and LowVib® CHAIN		PIXEL Narrow Kerf, Low Kickback, LowVib® CHAIN		Low Kickback, LowVib® CHAIN		Reduced Kickback, LowVib® CHAIN
---	---	---	--	---	-----------------------------------	---	---------------------------------------

**The suggested bar & chain types are based on the most common Original Equipment Combinations

	Chainsaw Model	Bar Length	Bar Type	Chain Type	Drive Links	Chain Pitch	Chain Gauge	
LAMINATED BARS WITH SPROCKET TIPS	335XPT (Intenz)	12"	HLI-280-45	H36-45	45	3/8"	.050"	
		14"	HLI-280-52	H36-52	52	3/8"	.050"	
		16"	HLI-280-56	H36-56	56	3/8"	.050"	
	316E, 334T, 335XPT, 338XPT, 323P4, 325P4, 326P5x	10"	HL-280-40	H36-40	40	3/8"	.050"	
		12"	HL-280-45	H36-45	45	3/8"	.050"	
		14"	HL-280-52	H36-52	52	3/8"	.050"	
	136, 137, 141 and 142	16"	HL-180-56	H36-56	56	3/8"	.050"	
		50, 51, 55, 336, 340, 345, 350, 346XP, 351, 353	13"	HLN-250-56	H30-56	56	.325"	.050"
			16"	HLN-250-66	H30-66	66	.325"	.050"
	18"		HLN-250-72	H30-72	72	.325"	.050"	
	20"		HLN-250-78	H30-78	78	.325"	.050"	
	36, 41, 50, 51, 55, 336, 340, 345, 350, 346XP, 351, 353	20"	HL-250-78	H37-78	78	.325"	.050"	
		16"	HL-258-66	H38-66	66	.325"	.058"	
		18"	HL-258-72	H38-72	72	.325"	.058"	
	55 Rancher, 359, 455 Rancher, 460	20"	HL-258-78	H38-78	78	.325"	.058"	
		18"	FT-280-68	H80-68	68	3/8"	.050"	
		20"	FT-280-72	H80-72	72	3/8"	.050"	
		18"	FT-288-68	H81-68	68	3/8"	.058"	
20"	FT-288-72	H81-72	72	3/8"	.058"			
SOLID BARS WITH REPLACEABLE SPROCKET TIPS	51, 55, 336, 340, 345, 350, 346XP, 351, 353	20"	HT-250-78	H37-78	78	.325"	.050"	
		16"	HT-258-66	H38-66	66	.325"	.058"	
		18"	HT-258-72	H38-72	72	.325"	.058"	
		20"	HT-258-78	H38-78	78	.325"	.058"	
	257, 261, 262, 262XP, 357, 359, 460	16"	HT-280-60	H46-60	60	3/8"	.050"	
		18"	HT-280-68	H46-68	68	3/8"	.050"	
		20"	HT-280-72	H46-72	72	3/8"	.050"	
		16"	HT-288-60	H48-60	60	3/8"	.058"	
		18"	HT-288-68	H48-68	68	3/8"	.058"	
		20"	HT-288-72	H48-72	72	3/8"	.058"	
	61, 66, 266, 365, 288XP, 372XP, 385XP, 394XP, 395XP, 3120XP, 570, 575XP	16"	HT-380-60	H46-60	60	3/8"	.050"	
		18"	HT-380-68	H46-68	68	3/8"	.050"	
		20"	HT-380-72	H46-72	72	3/8"	.050"	
		24"	HT-380-84	H46-84	84	3/8"	.050"	
		28"	HT-380-93	H46-93	93	3/8"	.050"	
		16"	HT-388-60	H48-60	60	3/8"	.058"	
		18"	HT-388-68	H48-68	68	3/8"	.058"	
		20"	HT-388-72	H48-72	72	3/8"	.058"	
		24"	HT-388-84	H48-84	84	3/8"	.058"	
		28"	HT-388-93	H48-93	93	3/8"	.058"	
	3120XP	32"	HT-343-95	H57-95	95	.404"	.063"	
36"		HT-343-104	H57-104	104	.404"	.063"		
SOLID BARS WITH ARMOR TIP	55 Rancher, 455 Rancher, 257, 261, 362XP, 357XP, 359, 460	16"	HA-280-60	H46-60	60	3/8"	.050"	
		18"	HA-280-68	H46-68	68	3/8"	.050"	
		20"	HA-280-72	H46-72	72	3/8"	.050"	
	365, 288XP, 372XP, 385XP, 394XP, 395XP, 570, 575XP	16"	HA-380-60	H46-60	60	3/8"	.050"	
		18"	HA-380-68	H46-68	68	3/8"	.050"	
		20"	HA-380-72	H46-72	72	3/8"	.050"	
24"	HA-380-84	H46-84	84	3/8"	.050"			

	Bars designed for limbing, pruning and homeowner, farmer and Rancher felling		Bars designed for felling and bucking with Professional saws		Bars designed for dirty and sandy conditions
---	--	---	--	--	--